




Sports Scores Management Instructions

- Go to D1 Website - www.piaad1.org
- **Login** - Located at the Footer on the main page
- Click **Sports Management Login**
- Enter your school **Email**
- Enter your **Password** (currently set as 123456)
 - To change your password - click on "I've lost my password"
- Click **Login**





You will then see: **SPORTS MANAGEMENT**

Welcome - AD/COACH/TABULATOR NAME

My Teams

- **On this page - Identify the Specific Team you wish to work on**
- Click on the **EDIT Icon**  **to confirm SPORT and CLASSIFICATION.**
- Click on **ADD COACH** – enter Coach Information (Name, Email, Password)
Click **Save**

Important Website Icons

- **Menu** – located at Top Right of Screen. The Menu will allow you view and manage the following categories: My Teams / Games / Sports / Schools / Coach Directory
- **ENTER SCORES**  Click this Icon to Enter Team Scores
- **EDIT**  Click this Icon to Change Game Information / Enter Scores
- **SCHEDULES**  Click this Icon to View Team Schedules
- **ADD GAME** 

Enter Team Schedules / Games

- Click [Menu](#)
- Click My Teams



- Click on the **SCHEDULE** Icon next to the team you wish to work on
- Click on **+** under [Menu](#) to **ADD GAME**
 - Enter Opponent – (as you begin to type school name ... it should show all schools in system)
 - Enter Date of Game
 - Check Home or Away
 - [Save](#)

NOTE:

"EXCLUDE FROM RANKING" button should only be checked for non-league Baseball Games.

- B/G Volleyball – schedules should only include matches that are 5 sets.
- Do not enter Scrimmages or Tournaments to your schedule
- Non-PIAA Opponents may not be in the system. Contact Admin (me) or Sport Tabulator with specific School information. We will need to enter the new Team into the system.

Edit Schedules

- Click [Menu](#)
- Click My Team



- Click on the **SCHEDULE** Icon next to the team you wish to work on
- Click on the **EDIT** Icon 

Schools will be responsible for changing the dates of postponed games.

Only Admin. and Tabulators can delete contests during the season.

Admin. and Tabulators will be able to update Non-District One opponent's records

Reporting Game Scores on the Website

Coaches will receive an email the day of the game. The Email will include a link to report Game Scores. If score is not reported, coaches will receive an Email the day after the contest.

- Game Scores can be entered by using Computer, Phone or Tablet
- Follow Instructions above to Login
- [Menu](#) click on **Game**
 - Games can be sorted by Sport and Date.



- Click on Icon
- Enter Score
- SAVE

Additional Instructions for Reporting Scores on Phone or Tablet

At 12pm on the day of a game an email will be sent to the Coach who has been assigned to your school's sport.

- The email will come from "PIAA DISTRICT ONE"
- **See sample email screen shot below**

- Home team should receive the email and should Report the score after the contest.
- If the score does not get reported ... an email will be sent 12pm the following day to remind the coach to enter the score
 - Phone / Computer / Tablet should see the same email ...

- When viewing the email - Coaches will see the information below.
 - Click on [Enter Scores](#)
 - Login using email and password
 - Page with game details will appear
 - Enter scores
 - Save



Organizing District Playoffs for
High Schools in Bucks, Montgomery,
Chester, & Delaware Counties.

You have a Football game scheduled today against the XXX HS (D1) 2018 XXX HS (D1) Football.

Please enter your scores via the link below immediately after the game.

[Enter Scores »](#)